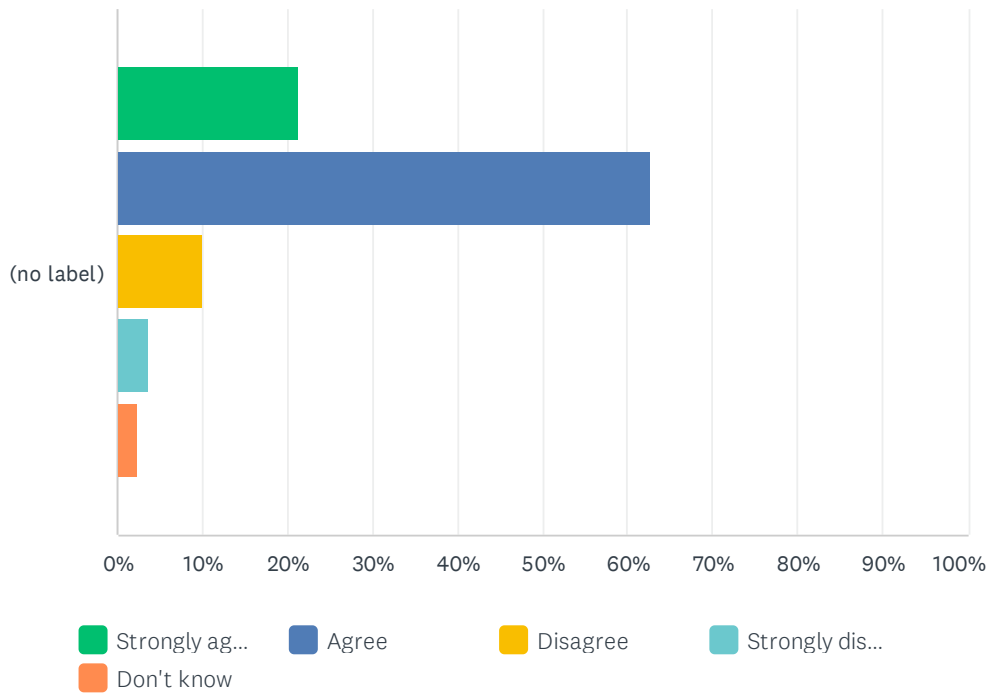


### Q1 My child is happy at this school.

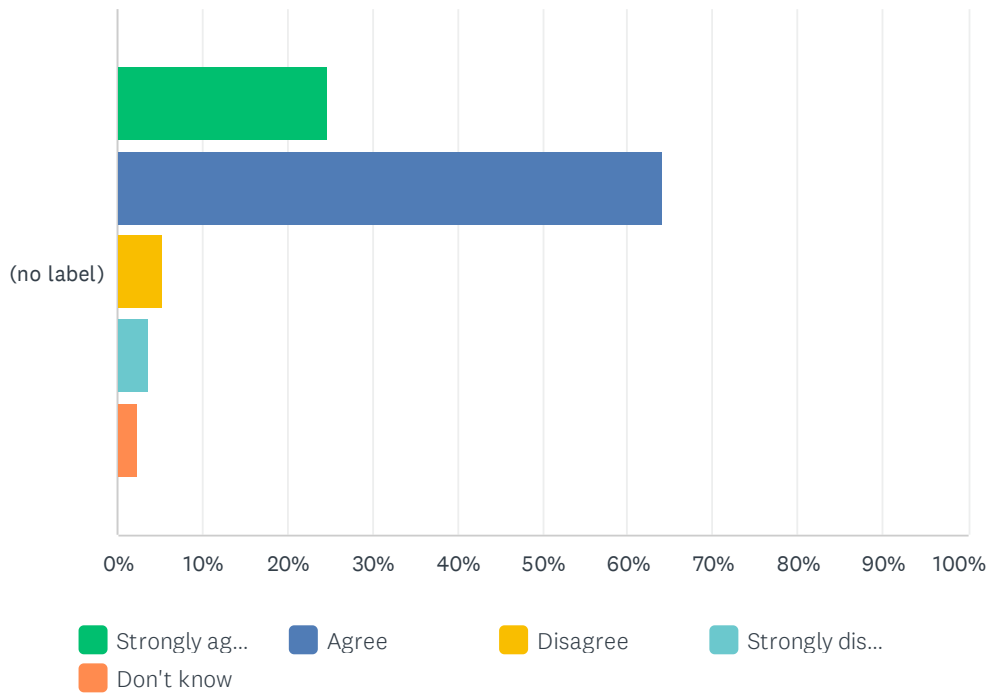
Answered: 169 Skipped: 1



	STRONGLY AGREE	AGREE	DISAGREE	STRONGLY DISAGREE	DON'T KNOW	TOTAL	WEIGHTED AVERAGE
(no label)	21.30% 36	62.72% 106	10.06% 17	3.55% 6	2.37% 4	169	2.03

## Q2 My child feels safe at this school.

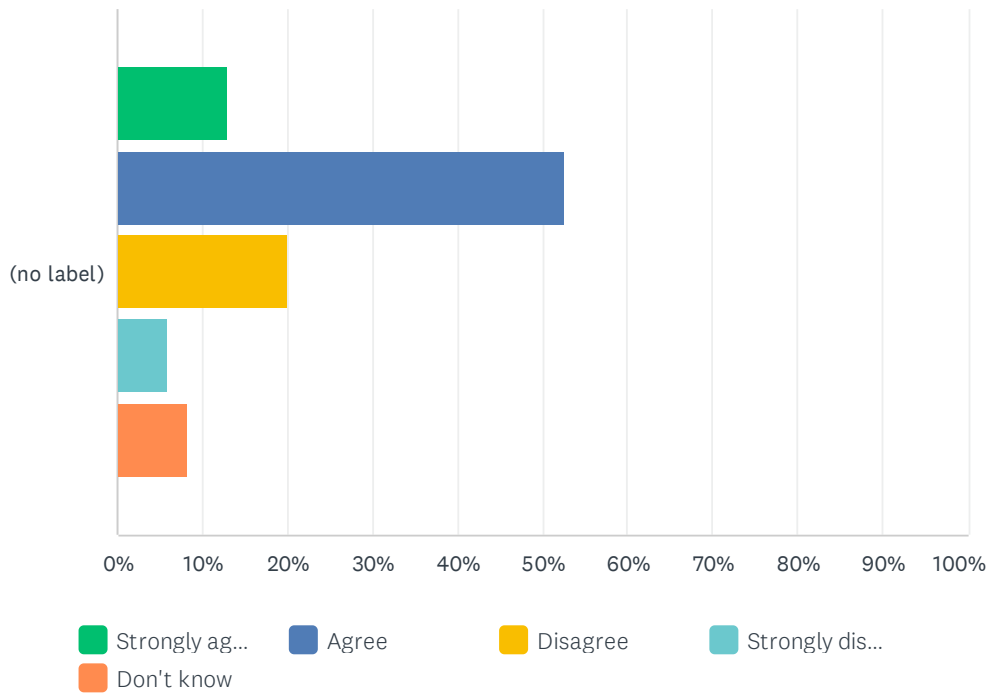
Answered: 170 Skipped: 0



	STRONGLY AGREE	AGREE	DISAGREE	STRONGLY DISAGREE	DON'T KNOW	TOTAL	WEIGHTED AVERAGE
(no label)	24.71% 42	64.12% 109	5.29% 9	3.53% 6	2.35% 4	170	1.95

### Q3 The school makes sure its pupils are well behaved.

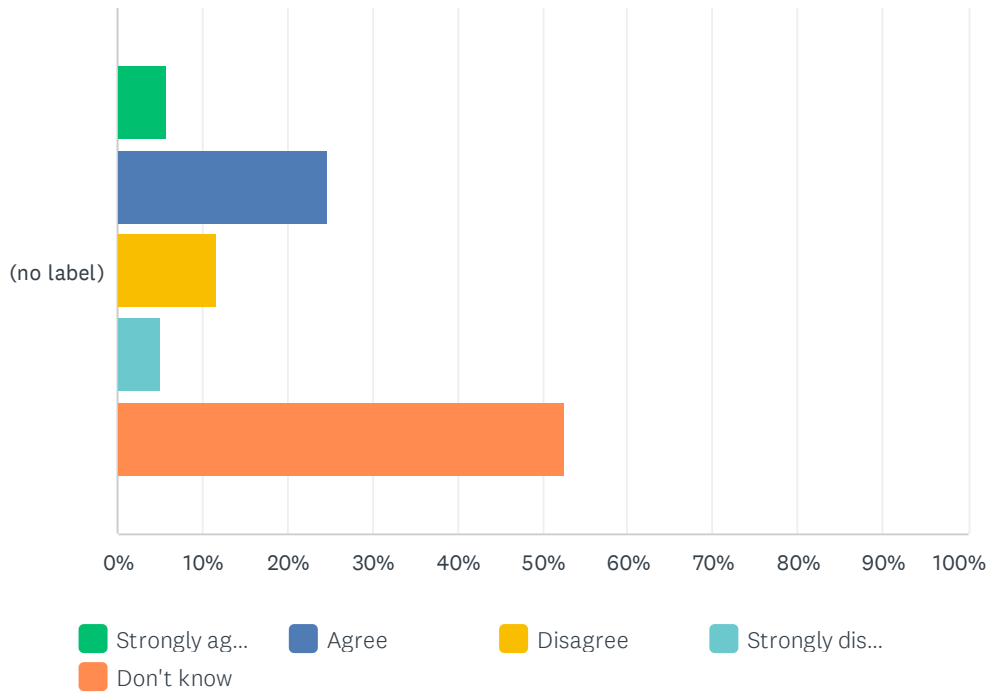
Answered: 169 Skipped: 1



	STRONGLY AGREE	AGREE	DISAGREE	STRONGLY DISAGREE	DON'T KNOW	TOTAL	WEIGHTED AVERAGE
(no label)	13.02%	52.66%	20.12%		5.92%	8.28%	
	22	89	34	10	14	169	2.44

### Q4 My child has been bullied and the school dealt with the bullying quickly and effectively.

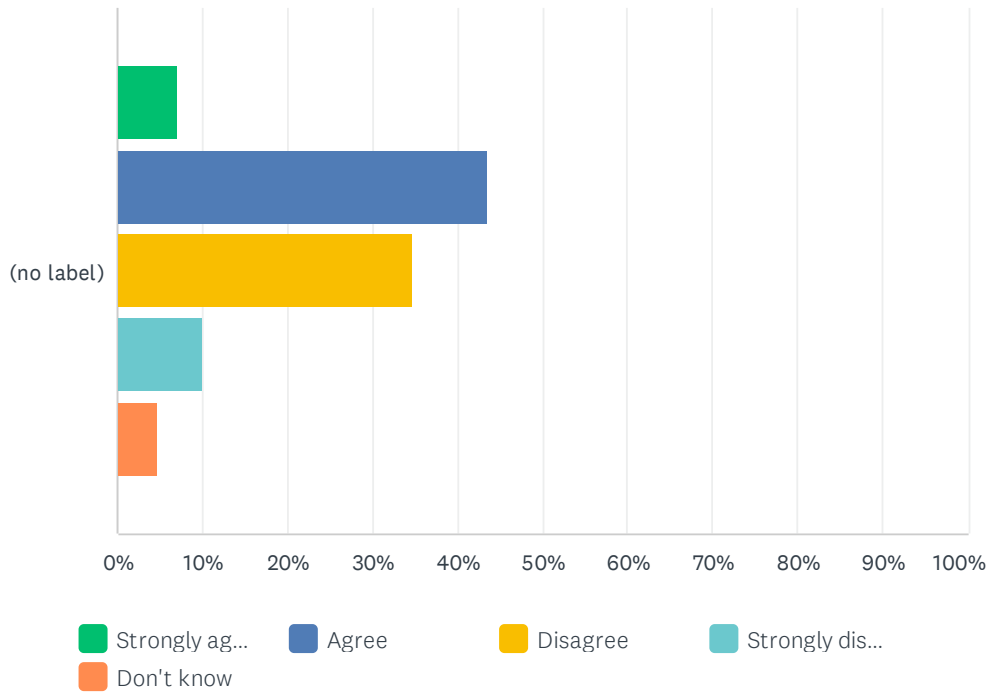
Answered: 154 Skipped: 16



	STRONGLY AGREE	AGREE	DISAGREE	STRONGLY DISAGREE	DON'T KNOW	TOTAL	WEIGHTED AVERAGE
(no label)	5.84% 9	24.68% 38	11.69% 18	5.19% 8	52.60% 81	154	3.74

### Q5 The school makes me aware of what my child will learn during the year.

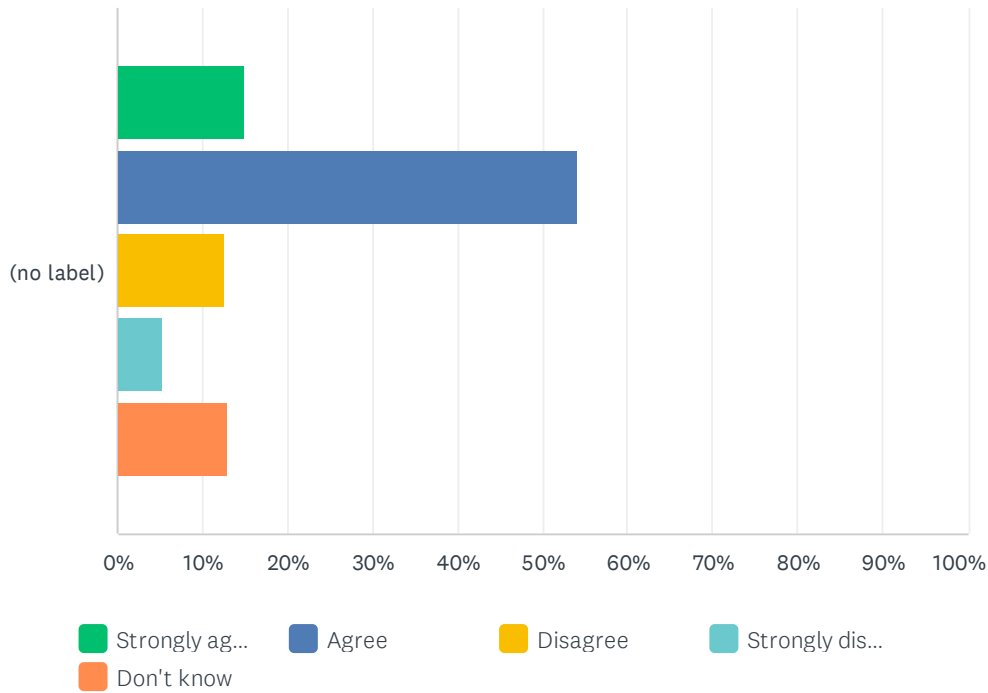
Answered: 170 Skipped: 0



	STRONGLY AGREE	AGREE	DISAGREE	STRONGLY DISAGREE	DON'T KNOW	TOTAL	WEIGHTED AVERAGE
(no label)	7.06% 12	43.53% 74	34.71% 59	10.00% 17	4.71% 8	170	2.62

## Q6 When I have raised concerns with the school they have been dealt with properly.

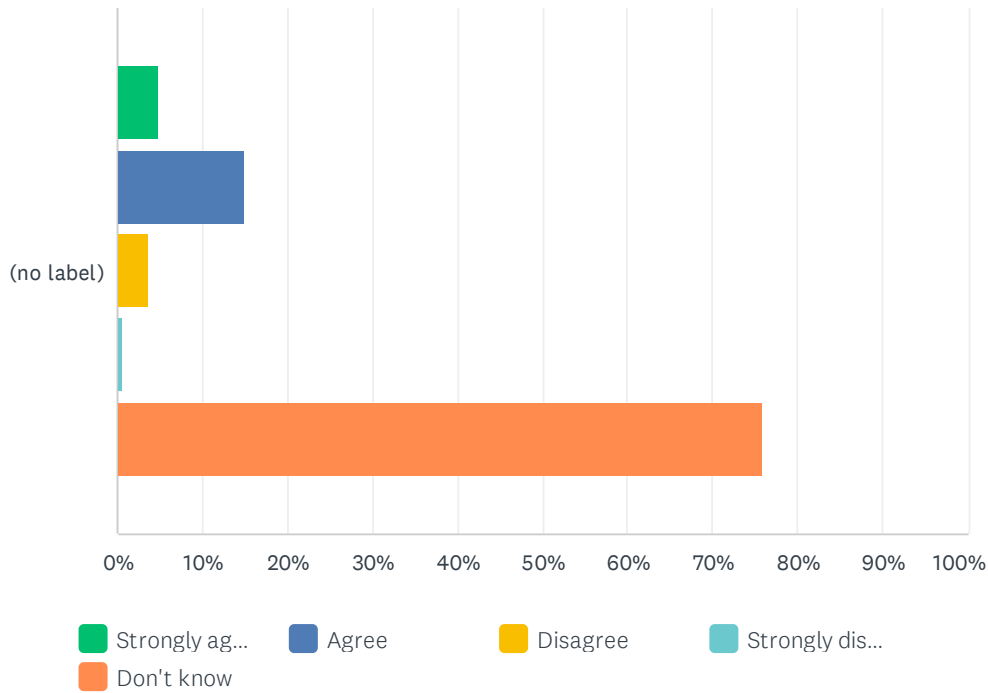
Answered: 168 Skipped: 2



	STRONGLY AGREE	AGREE	DISAGREE	STRONGLY DISAGREE	DON'T KNOW	TOTAL	WEIGHTED AVERAGE
(no label)	14.88% 25	54.17% 91	12.50% 21	5.36% 9	13.10% 22	168	2.48

### Q7 My child has SEND, and the school gives them the support they need to succeed.

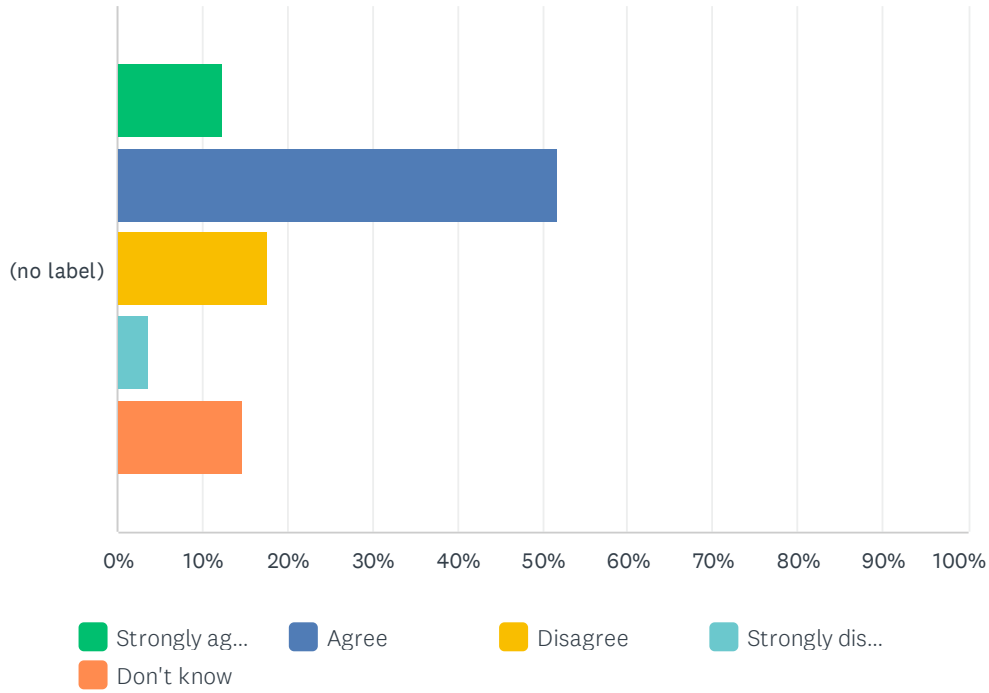
Answered: 141 Skipped: 29



	STRONGLY AGREE	AGREE	DISAGREE	STRONGLY DISAGREE	DON'T KNOW	TOTAL	WEIGHTED AVERAGE
(no label)	4.96%	14.89%	3.55%	0.71%	75.89%	141	4.28
	7	21	5	1	107		

### Q8 The school has high expectations for my child.

Answered: 170 Skipped: 0

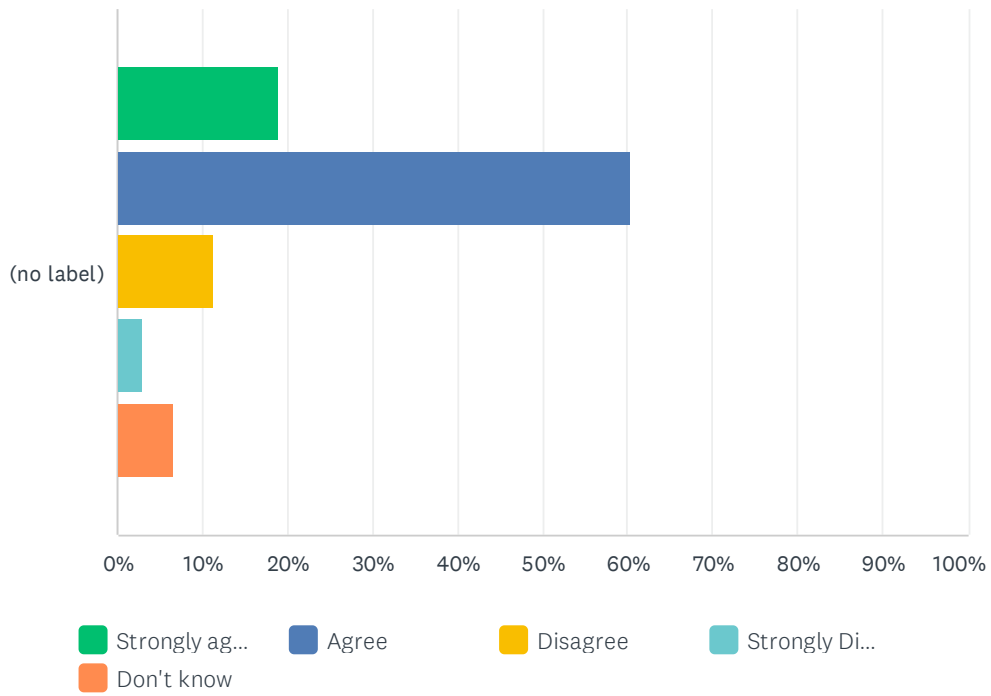


	STRONGLY AGREE	AGREE	DISAGREE	STRONGLY DISAGREE	DON'T KNOW	TOTAL	WEIGHTED AVERAGE	
(no label)	12.35% 21	51.76% 88	17.65% 30		3.53% 6	14.71% 25	170	2.56



### Q9 My child does well at this school.

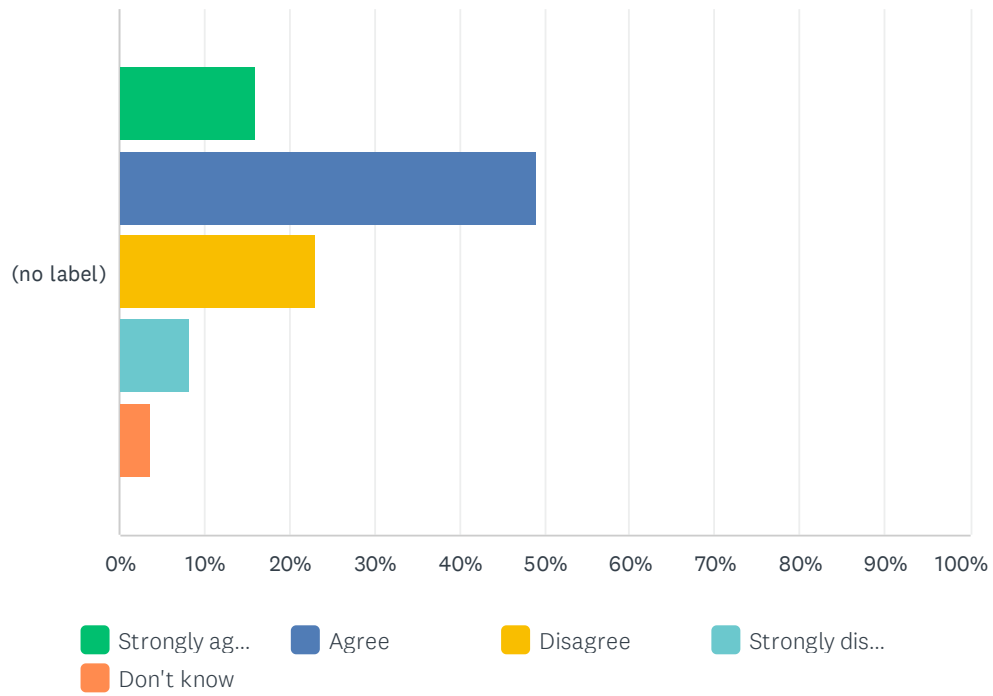
Answered: 169 Skipped: 1



	STRONGLY AGREE	AGREE	DISAGREE	STRONGLY DISAGREE	DON'T KNOW	TOTAL	WEIGHTED AVERAGE
(no label)	18.93% 32	60.36% 102	11.24% 19	2.96% 5	6.51% 11	169	2.18

### Q10 The school lets me know how my child is doing.

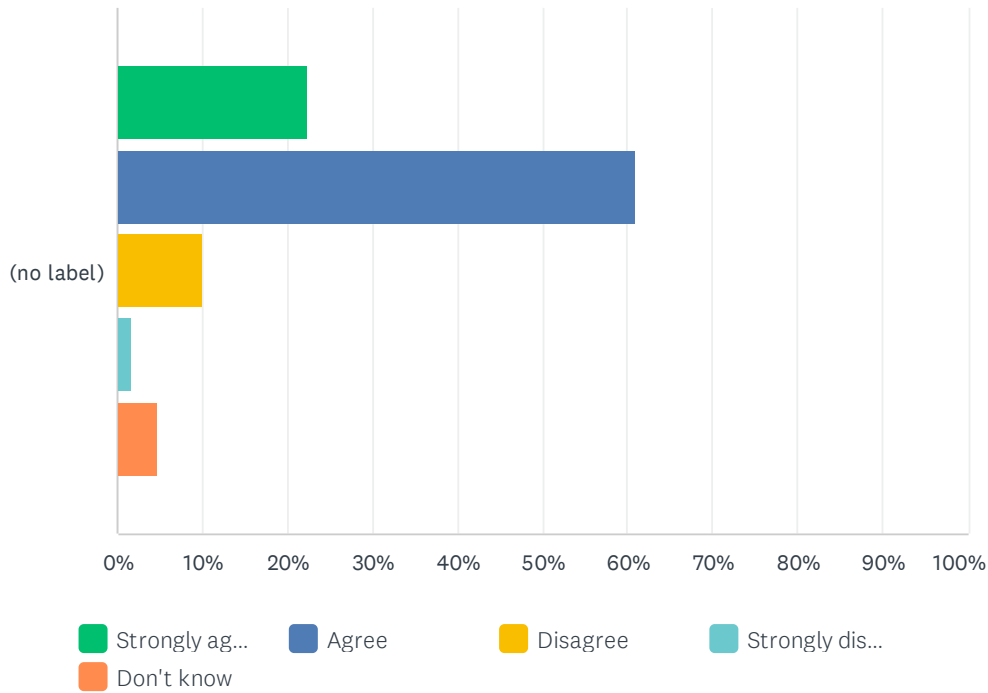
Answered: 169 Skipped: 1



	STRONGLY AGREE	AGREE	DISAGREE	STRONGLY DISAGREE	DON'T KNOW	TOTAL	WEIGHTED AVERAGE
(no label)	15.98%	49.11%	23.08%	8.28%	3.55%	169	2.34
	27	83	39	14	6		

### Q11 There is a good range of subjects available to my child at this school.

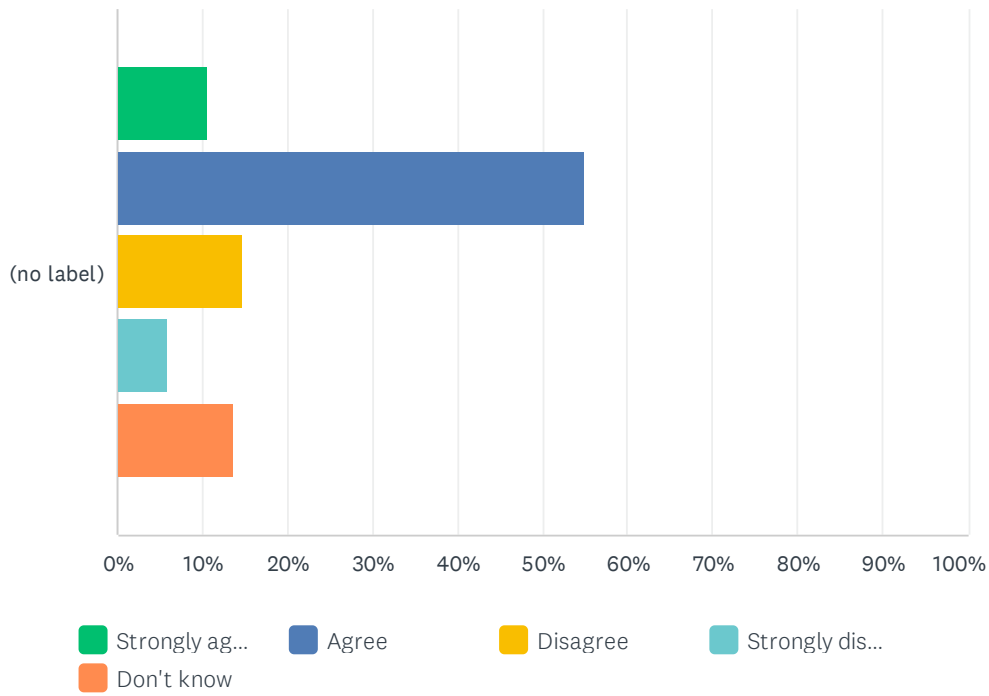
Answered: 169 Skipped: 1



	STRONGLY AGREE	AGREE	DISAGREE	STRONGLY DISAGREE	DON'T KNOW	TOTAL	WEIGHTED AVERAGE
(no label)	22.49% 38	60.95% 103	10.06% 17	1.78% 3	4.73% 8	169	2.05

### Q12 My child can take part in clubs and activities at this school.

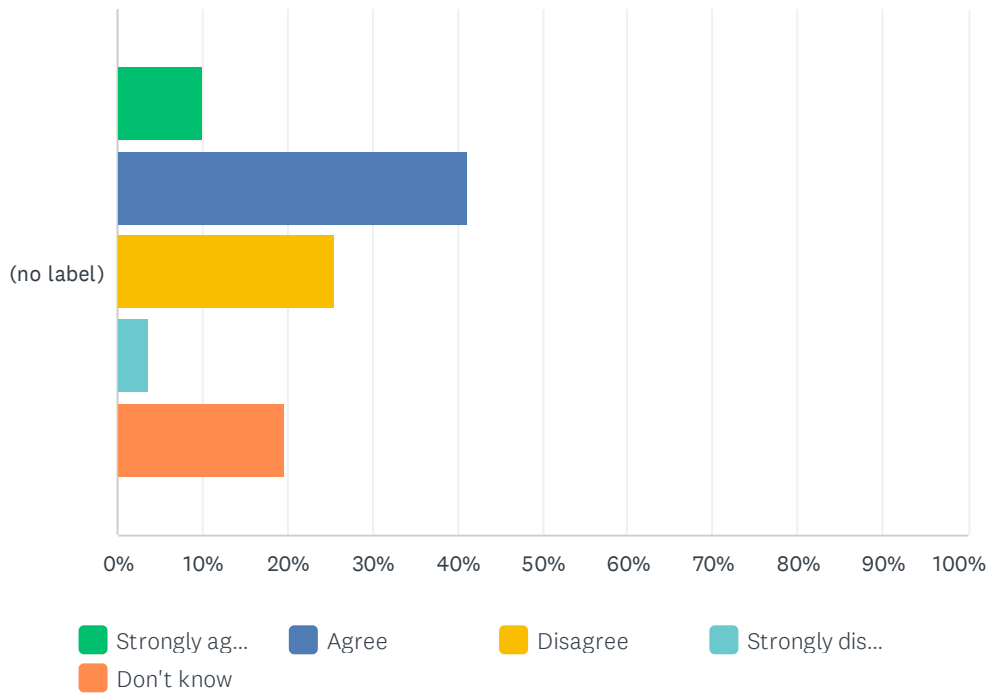
Answered: 169 Skipped: 1



	STRONGLY AGREE	AGREE	DISAGREE	STRONGLY DISAGREE	DON'T KNOW	TOTAL	WEIGHTED AVERAGE
(no label)	10.65%	55.03%	14.79%		5.92%	13.61%	
	18	93	25		10	23	169
							2.57

### Q13 The school supports my child’s wider personal development.

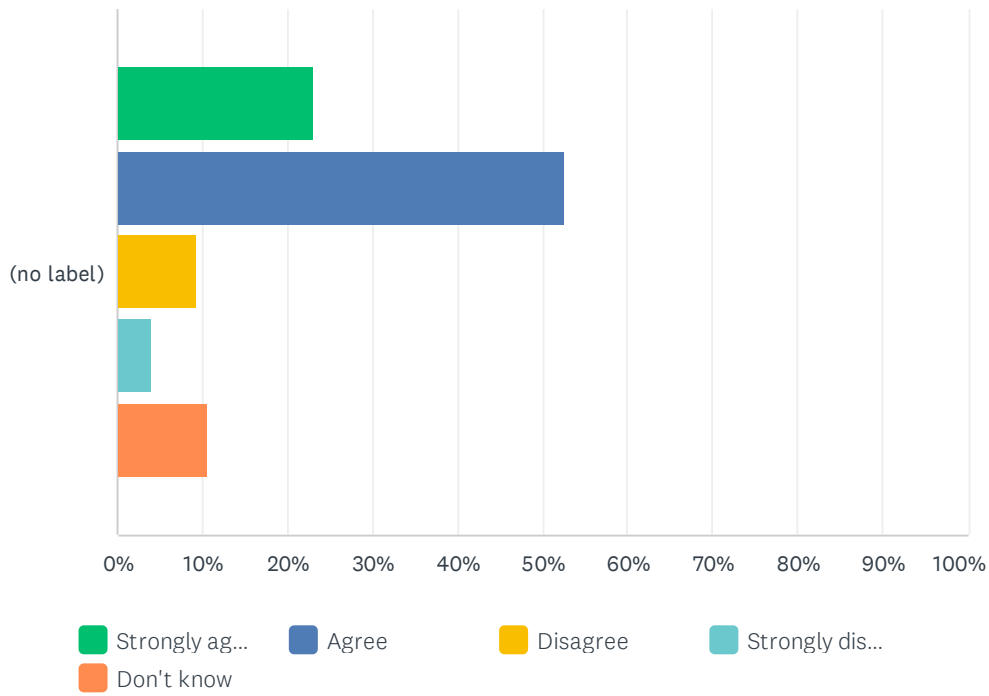
Answered: 168 Skipped: 2



	STRONGLY AGREE	AGREE	DISAGREE	STRONGLY DISAGREE	DON'T KNOW	TOTAL	WEIGHTED AVERAGE
(no label)	10.12%	41.07%	25.60%		3.57%	19.64%	
	17	69	43	6	33	168	2.82

### Q14 I would recommend this school to another parent.

Answered: 169 Skipped: 1



	STRONGLY AGREE	AGREE	DISAGREE	STRONGLY DISAGREE	DON'T KNOW	TOTAL	WEIGHTED AVERAGE
(no label)	23.08% 39	52.66% 89	9.47% 16	4.14% 7	10.65% 18	169	2.27