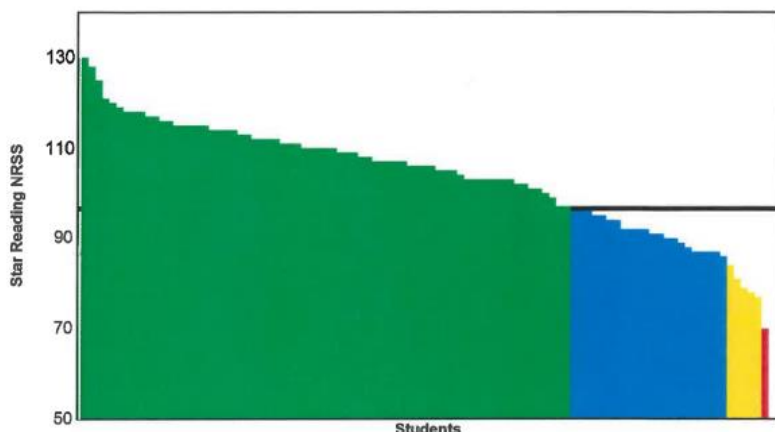


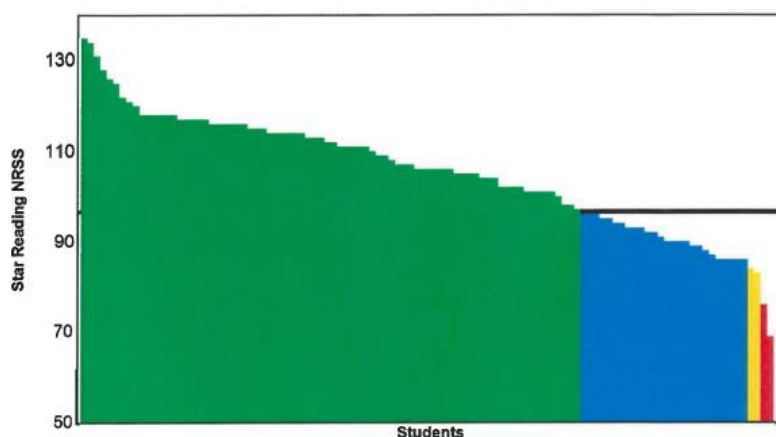
## Accelerated Reader : STAR Reading Test Data

For Y7, Autumn data based on 97 students in the cohort completing the test within the screening window, was:



Categories / Levels	Benchmarks		Number	Students Percentage
<b>At/Above Benchmark</b>				
■ At/Above Benchmark	At/Above	97 NRSS 40 PR	69	71%
Category Total			69	71%
<b>Below Benchmark</b>				
■ On Watch	Below	97 NRSS 40 PR	22	23%
■ Intervention	Below	85 NRSS 16 PR	5	5%
■ Urgent Intervention	Below	77 NRSS 6 PR	1	1%
Category Total			28	29%
<b>Students Tested</b>			97	

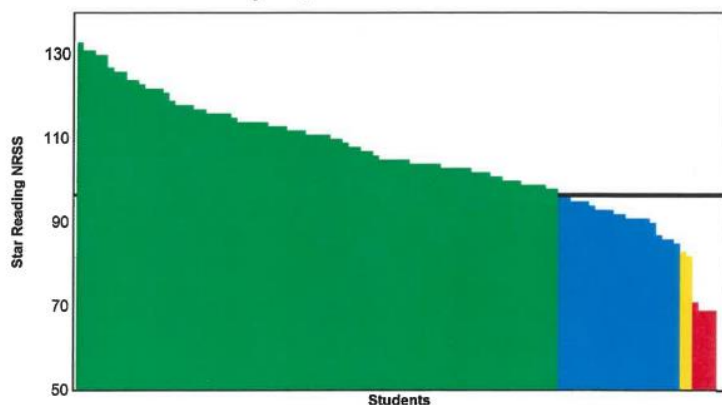
By Spring, this had changed to:



Categories / Levels	Benchmarks		Number	Students Percentage
<b>At/Above Benchmark</b>				
■ At/Above Benchmark	At/Above	97 NRSS 40 PR	78	72%
Category Total			78	72%
<b>Below Benchmark</b>				
■ On Watch	Below	97 NRSS 40 PR	26	24%
■ Intervention	Below	85 NRSS 16 PR	2	2%
■ Urgent Intervention	Below	77 NRSS 6 PR	2	2%
Category Total			30	28%
<b>Students Tested</b>			108	

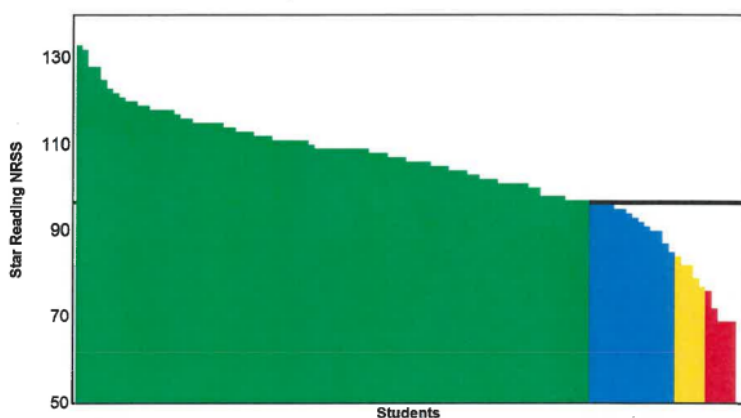
Here 108 students completed the test within the screening window. We have increased from 1 to 2 students requiring 'Urgent Intervention' but decreasing from 5 to 2 students requiring intervention. Overall, the data suggests an improvement in reading for Y7. We hope that the Summer results will continue this trend.

For Y8, Autumn data based on 104 students in the cohort completing the test within the screening window, was



Categories / Levels	Benchmarks		Number	Students Percentage
<b>At/Above Benchmark</b>				
■ At/Above Benchmark	At/Above	97 NRSS 40 PR	78	75%
Category Total			78	75%
<b>Below Benchmark</b>				
■ On Watch	Below	97 NRSS 40 PR	20	19%
■ Intervention	Below	85 NRSS 16 PR	2	2%
■ Urgent Intervention	Below	77 NRSS 6 PR	4	4%
Category Total			26	25%
<b>Students Tested</b>			104	

By Spring, this had changed to:



Categories / Levels	Benchmarks		Number	Students Percentage
<b>At/Above Benchmark</b>				
■ At/Above Benchmark	At/Above	97 NRSS 40 PR	84	78%
Category Total			84	78%
<b>Below Benchmark</b>				
■ On Watch	Below	97 NRSS 40 PR	14	13%
■ Intervention	Below	85 NRSS 16 PR	5	5%
■ Urgent Intervention	Below	77 NRSS 6 PR	5	5%
Category Total			24	23%
<b>Students Tested</b>			108	

Here, 108 students completed the test within the screening window, with an increase in students requiring both intervention and urgent intervention, but an increase in students at or above national benchmark (78 > 84).

Based on both sets of results, we have once reintroduced our Reading Mentor Programme to support those students in Y7 and Y8 coded red and yellow with their reading and comprehension.